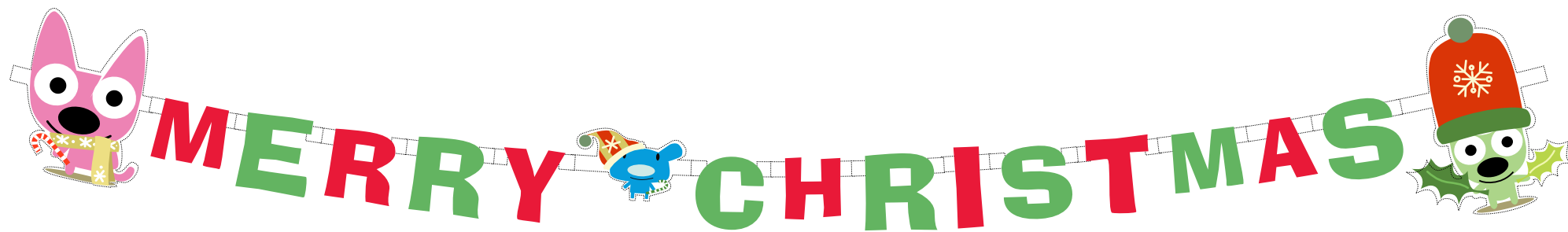




hoops&yoyo cut-out crafts
Christmas Garland


The title features colorful, multi-colored letters. 'hoops&yoyo' is in pink, blue, and green. 'cut-out crafts' is in blue script. 'Christmas Garland' is in large, multi-colored block letters. The page is decorated with several Christmas trees in green and blue, some with stars and ornaments, positioned around the title.




Print out all of the pages. Carefully cut out each letter and the hoops&yoyo characters, including the tabs. Using tape, grommets, or brads, attach each of the tabs together.



To hang the garland, attach string to each end and suspend in a window using thumb tacks or tape. You can also hang directly on a wall by tacking or taping the outside tabs to the wall surface.


When you are finished your garland should look like the image above.



















A

S

